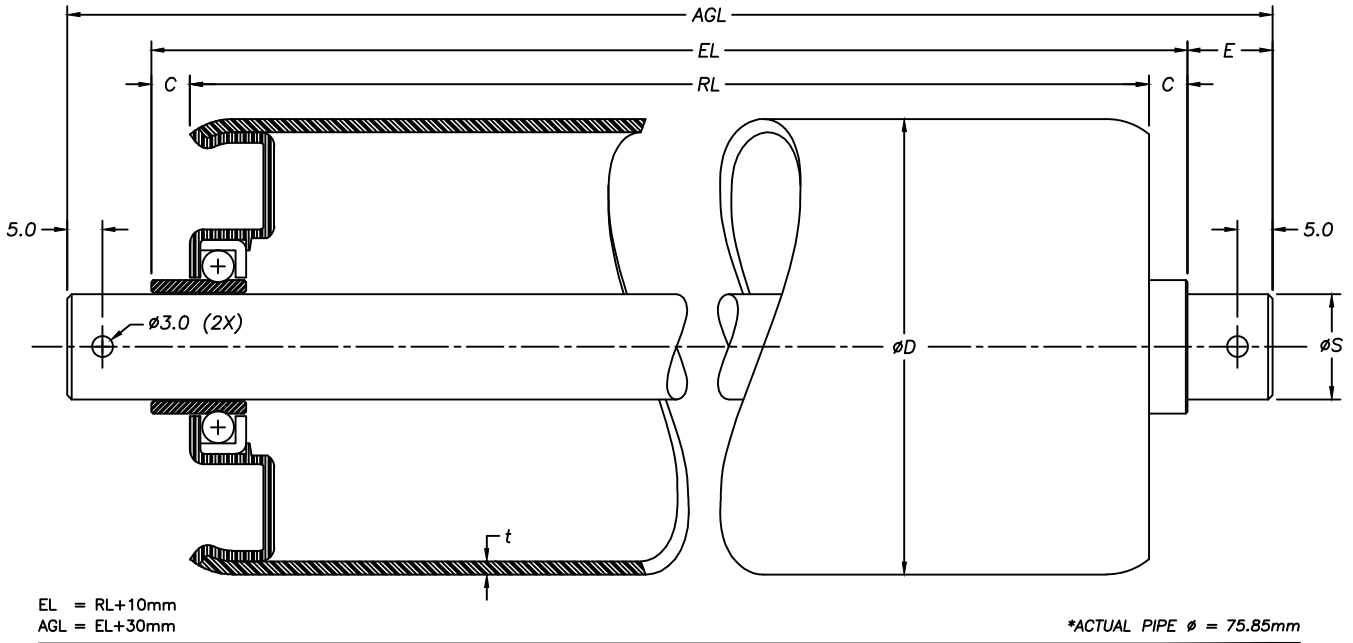
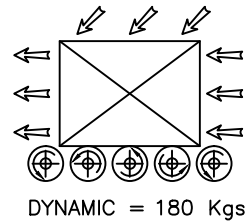
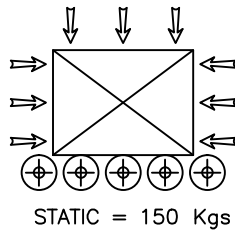




**GRAVITY ROLLER**



LOAD CAPACITY :



TUBE QUALITY	Diameter ( $\phi$ D)	Roller Length (RL)	C	E	BEARING QUALITY	$\phi$ S	t
M/S ZINC PLATED	$\phi$ 76	100mm - 1200mm	5	15	SEMI PRECISION STAINLESS STEEL PRECISION BEARING WITH 2RS SEALS	20	1.9
M/S ZINC PLATED	$\phi$ 76	100mm - 1200mm	5	15		20	3.2